



District Report Card: 2017


State: Maharashtra	District: Palghar
Class: 8	Subject: Mathematics
Schools: 51	Students: 1425


Participation/Coverage


Students

GENDER 	Boys		Girls	
	Number	%	Number	%
	716	50.25	709	49.75

AREA 	Rural		Urban	
	Number	%	Number	%
	1174	82.39	251	17.61

CATEGORY 	SC		ST		OBC		GEN	
	Number	%	Number	%	Number	%	Number	%
	57	4.00	843	59.16	232	16.28	293	20.56

CWSN 	LD	VI	HI	S&LD	ID	Oth
	14	2	3	1	4	45

Management 	Government		Government-aided	
	Number	%	Number	%
	275	19.30	1150	80.70

Average Performance of Students in Mathematics (%)

Overall	Gender		Area		Management		Social Group			
	Male	Female	Rural	Urban	Govt.	Aided	SC	ST	OBC	GEN
33.35	33.45	33.26	33.20	34.05	30.25	34.09	37.54	31.63	35.03	36.18

Performance on Learning Outcomes (LOs)

Learning Outcomes	Description	Average Performance(%)
M601	Solves problems involving large numbers by applying appropriate operations	28.74
M606	Solves problems on daily life situations involving addition and subtraction of fractions / decimals	22.35
M620	Finds out the perimeter and area of rectangular objects in the surroundings like floor of the class room, surfaces of a chalk box etc.	29.09
M621	Arranges given/collected information in the form of table, pictograph and bar graph and interprets them	34.25
M702	Interprets the division and multiplication of fractions	31.23
M705	Solves problems related to daily life situations involving rational numbers	26.88
M706	Uses exponential form of numbers to simplify problems involving multiplication and division of large numbers	26.49
M707	Adds/subtracts algebraic expressions	41.47
M710	Solves problems related to conversion of percentage to fraction and decimal and vice versa	19.02
M717	Finds out approximate area of closed shapes by using unit square grid/graph sheet	31.49
M719	Finds various representative values for simple data from her/his daily life contexts like mean, median and mode	45.79
M721	Interprets data using bar graph	48.64
M801	Generalizes properties of addition, subtraction, multiplication and division of rational numbers through patterns	19.97
M802	Finds rational numbers between two given rational numbers	41.85
M803	Proves divisibility rules of 2, 3, 4, 5, 6, 9 and 11	37.45
M804	Finds squares, cubes, square roots and cube roots of numbers using different methods	36.55
M808	Uses various algebraic identities in solving problems of daily life	38.72
M812	Verifies properties of parallelogram and establishes the relationship between them through reasoning	30.94
M818	Finds surface area and volume of cuboidal and cylindrical object	27.45
M819	Draws and interprets bar charts and pie charts	35.51

Range of Performance of Students who Answered Correctly							
Below 30%		30% - 50%		50% - 75%		Above 75%	
Number	%	Number	%	Number	%	Number	%
684	48.00	486	34.11	234	16.42	21	1.47

Lowest Performing Learning Outcomes (LOs)

- 1 - Solves problems related to conversion of percentage to fraction and decimal and vice versa (19.02)
- 2 - Generalizes properties of addition, subtraction, multiplication and division of rational numbers through patterns (19.97)
- 3 - Solves problems on daily life situations involving addition and subtraction of fractions / decimals (22.35)

- 4 - Uses exponential form of numbers to simplify problems involving multiplication and division of large numbers (26.49)
- 5 - Solves problems related to daily life situations involving rational numbers (26.88)